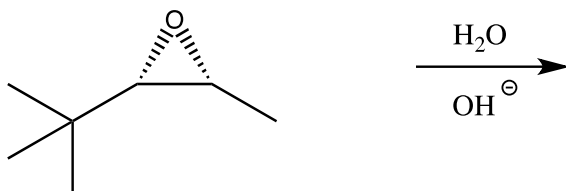
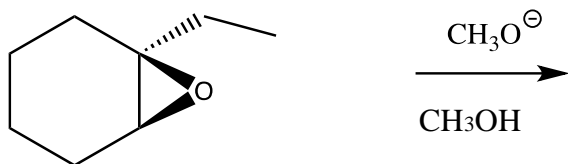


Alcohol Derivatives #3: Epoxide Synthesis

Whuddup everybody. Okay, so this is our last worksheet stop in our journey through Alcohol Derivatives. After that, we have to mess around with alkenes, do a little bit with alkynes, AND THAT'S A WRAP FOR O CHEM 1 LET'S GO. But we aren't there yet—so don't give up on me yet. Stay focused and motivated, and let's show epoxides who's boss.

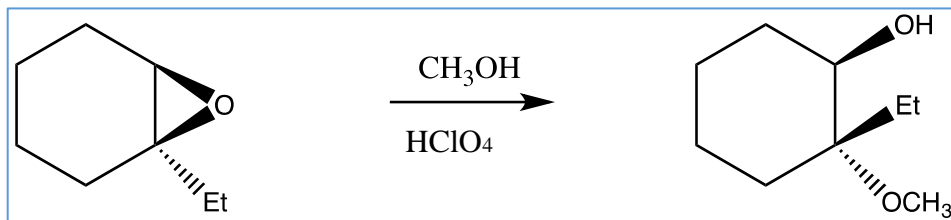
- 1.) Remember how nucleophiles attack epoxides in acidic versus basic environments. Complete the Reactions below, you got this:



Alrighty—good job. Just make sure you know to attack the “more stable carbocation” in the acidic case and attack the least hindered carbon in the basic case. And because I want you all to be organic wizards, I’m going to have you draw the mechanisms for 2 reactions in both acidic and basic scenarios 😊.

2.) Draw the curved arrow mechanism for the following reaction below:

a.)



b.) Draw the curved arrow mechanism for the following reaction below:

